

LADDERS

Monkeytoe Non-caged Ladder with Walkoff CODE: LD01W

PRODUCT DESCRIPTION

Permanent non-caged access ladder system with walk-off kit that provides safe and easy access to elevated areas with or without ladder stiles to extend 1000mm or more above landing surface.



TYPICAL USES / APPLICATIONS

- Access requirements with heights that don't exceed 4000mm
- Rooftop access
- Plant maintenance platforms
- Ceiling spaces
- Industrial tank access
- Hospitals, office blocks, sports centre

CHARACTERISTICS / ADVANTAGES

- Unique rung profile design makes ladder comfortable and easy to climb
- Low maintenance and neat appearance
- Modular design for fast and easy install
- Proprietary product with engineering, and pre-configured to code compliance dimensions
- High level of safety and confidence for maintenance personnel
- Single person use, 150kg rated
- Stress load tested - 1.8kN applied at 75°

TECHNICAL DATA / MATERIALS

- All componentry and accessories manufactured from high grade structural aluminium
- Product can be powder coated
- Fixing requirements:
 - Steel purlin
 - 2 x M10 S/S bolts OR
 - 2 x M8 toggle bolts OR
 - 3 x 14G tek screws (2mm min purlin thickness)
 - Steel structure
 - 2 x M10 S/S bolts
 - Concrete (Min 25MPa)
 - 2 x (12mm x 100) tru-bolt OR
 - 2 x (10mm x 100) screw bolt
 - Brick
 - 2 x (10 x 100) screw bolt
 - Composite panel
 - 2 x 10mm through bolt with spread plate on rear, OR
 - 2 x M8 toggle bolts

TESTS

APPROVALS / STANDARDS

- Structural design action B1
- AS/NZS 1170 Standards Australia / New Zealand (Relevant parts)
- Aluminium Structures, Part 1: Limit State Design AS/NZS 1664.1 Standards Australia / New Zealand NZS/AS 1657

PRODUCT SPECIFICATION SHEET

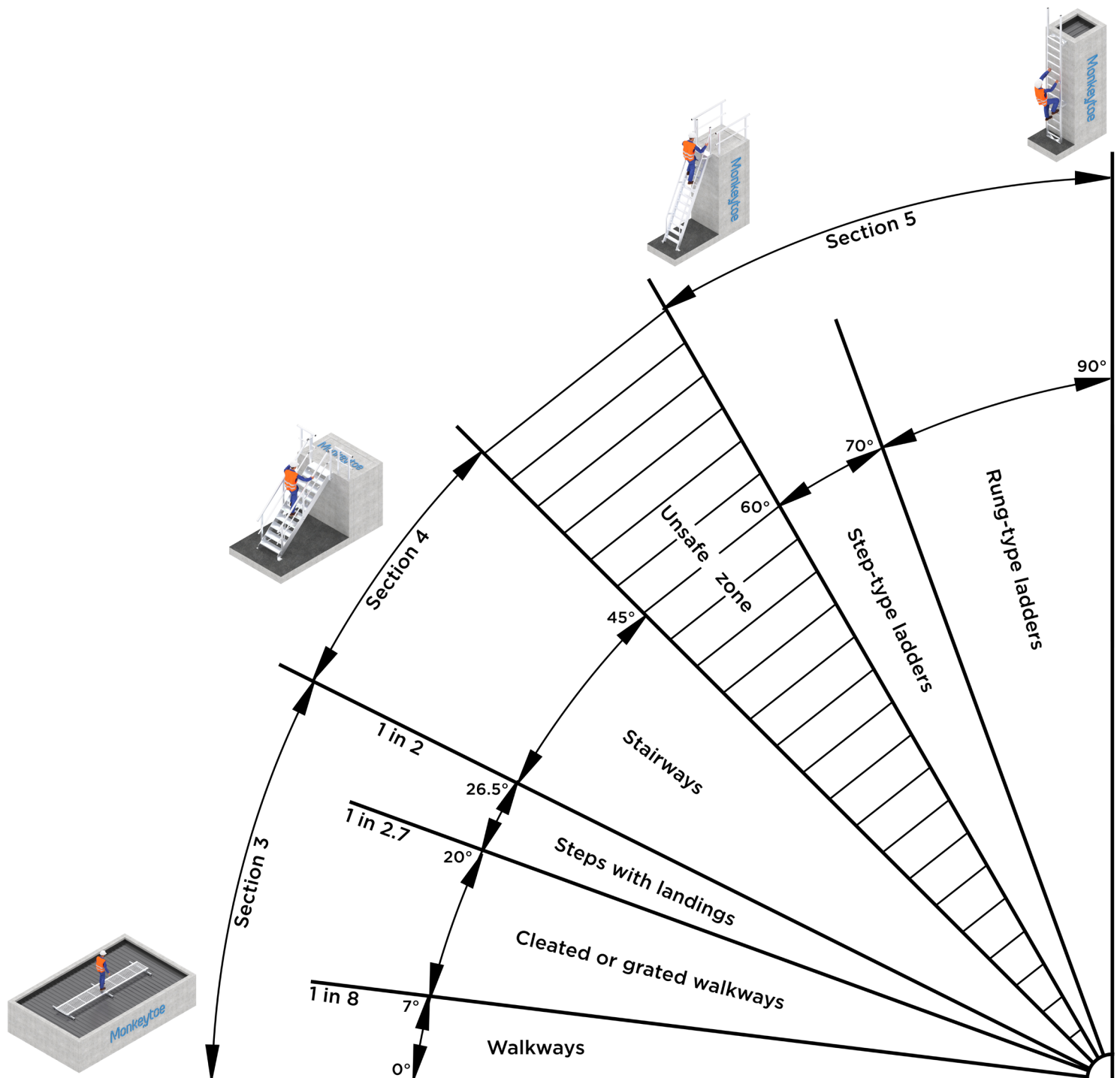
WARRANTY

- 15 years materials and 2 years install


MAINTENANCE

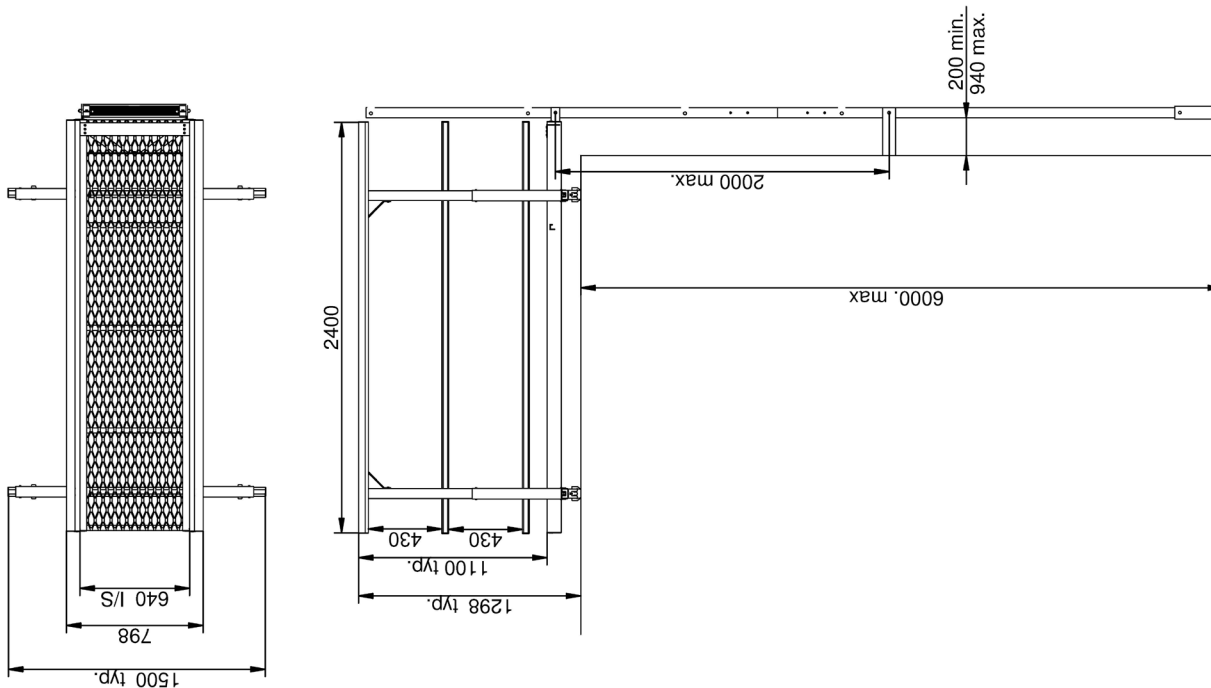
- It is recommended that fixed ladders are included in the standard 'building warrant of fitness' inspections.
- All damage or loose fixings to be reported immediately to asset manager or building owner for correction.

REFERENCE



PRODUCT IMAGES





ALUMINIUM LADDER

ALUMINIUM FIXING BRACKET
(REFER TO LADDER FIXING
BRACKET DRAWINGS)

FIXINGS

Metal - M8 Bolt
Timber - M10 Coach Screw
Concrete - M10 Concrete Screw
Purlins - 75mm TEK Screw

DETAIL 1
1:2.5

PROFILED
ALUMINIUM
RUNG

DETAIL 2
1:2.5

NOTES:

DESIGNED IN ACCORDANCE WITH
- AS/NZS 1170
- AS/NZS 1657:2018
- AS/NZS 1892:1996
- B1 & B2 DURABILITY CODES
- RELEVANT STATUTORY OHS CODES OF PRACTICE

WORKING LOAD LIMIT: 150kg

Monkeytoe

EVERYTHING BETTER
0800 658 637 • www.monkeytoe.co.nz

Non-Caged Ladder with Walkoff

MONKEYTOE

DWG No: 2004-LAD-CG-03

12/06/2018

DO NOT SCALE

SHEET 1 OF 1

A3

SCALE: 1:30

REV:01

DIMENSIONS IN MILLIMETERS