


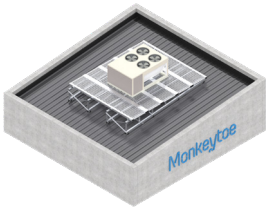

HVAC PLANT PLATFORMS ORDER FORM



STEP 1: YOUR DETAILS

Date	Order Number
Company name	
Contact	
Phone	
Email	
Shipping address	








STEP 2: WHAT MOUNT DO YOU REQUIRE?

CONDENSER MOUNT <input type="radio"/> 		MESH PLATFORM <input type="radio"/> 		SKELETAL PLATFORM <input type="radio"/> 	
Number of condensers		Preferred Platform Size (L x W x H)		Unit Footprint (L x W x H)	
Single mount <input type="radio"/>	Banked mount <input type="radio"/>				



STEP 3: DETAILS OF THE MECHANICAL UNIT YOU'RE MOUNTING

UNIT TYPE 1	UNIT TYPE 2
Size	Size
Weight	Weight
Quantity	Quantity

STEP 4: BUILDING DETAILS

Purlin Spacings	Roof Pitch	
Purlin Type <input type="radio"/> Wood	<input type="radio"/> Steel	
ROOF PROFILE	<input type="radio"/> Diamond 400 	<input type="radio"/> Corrugated 
	<input type="radio"/> Diamond 630 	<input type="radio"/> Membrane 
	<input type="radio"/> Trapezoidal 	<input type="radio"/> Cliplock 
	<input type="radio"/> Kingspan 	<input type="radio"/> Other

STEP 5: SCREENING SYSTEM ADD-ONS

HUSHMONKEY <input type="radio"/> 	ALUMINIUM LOUVRE <input type="radio"/> 
---	---

NOTES
